

Garden Light



European series

P393-398



Square series

P399-408



Particular series

P409-420



Round series

P421-428



American series

P429-434



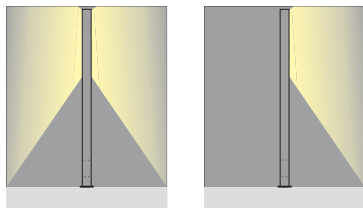
European series



European series

- Extruded aluminium and die-cast aluminium housing with high corrosion resistance.
- PMMA diffuser.
- Fire-resistant silicon gasket for good waterproof, IP65.
- High purity aluminium heat conduction piece.
- 304 standard stainless steel fastness part.
- J type mounted plate anchors the counter-flange tightly for quick and easy installation.
- DuPont professional outdoor powder painting finished normal thickness 100 micron, 500 hours salt spray test endurance rating.
- All wiring, socket and connectors are heat resistant as per IEC.60598 with CE, VDE, CCC.
- Luminaires are certified by CE, RoHS, CCC.

BL-L9916



CE CC D'E CLASS I IP65

- Extruded aluminium and die-cast aluminium housing with high corrosion resistance.
- DuPont outdoor electrostatic powder coating.
- 304# stainless steel fastness parts.
- Diffuser is PMMA plastic.
- Internal flange.
- With LED Driver.

YA1A:With 3528 soft LED 147PCS LED bulb 14W
Warm white 3000K
With LED Driver,AC200-240V



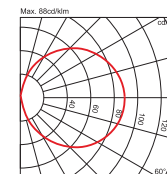
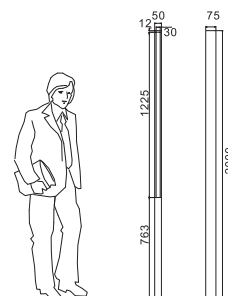
YB1A:With 3528 soft LED 147PCS LED bulb 14W
Natural white 4000K
With LED Driver,AC200-240V



YA2A:With 3528 soft LED 2-147PCS LED bulb 28W
Warm white 3000K
With LED Driver,AC100-240V



YB2A:With 3528 soft LED 2-147PCS LED bulb 28W
Natural white 4000K
With LED Driver,AC100-240V

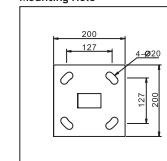


Optional Accessory

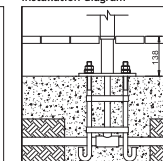
Decorative base cover



Mounting Hole



Installation diagram



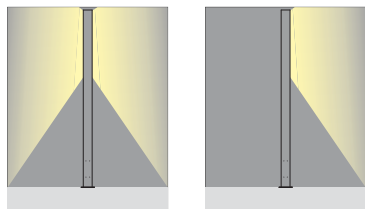
Optional colors:

Matt black

Matt silver grey



BL-L9890



- Extruded aluminium and die-cast aluminium housing with high corrosion resistance.
- DuPont outdoor electrostatic powder coating.
- 304# stainless steel fastness parts.
- Diffuser is PMMA plastic.
- High purity aluminium heat conduction piece.
- Fire-resistant Silicon seal gasket.

YA1A: With 3528 soft LED 276PCS LED bulb 24W
Warm white 3000K
With LED Driver, AC200-240V



YB1A: With 3528 soft LED 276PCS LED bulb 24W
Natural white 4000K
With LED Driver, AC200-240V



YA2A: With 3528 soft LED 552PCS LED bulb 48W
Warm white 3000K
With LED Driver, AC200-240V



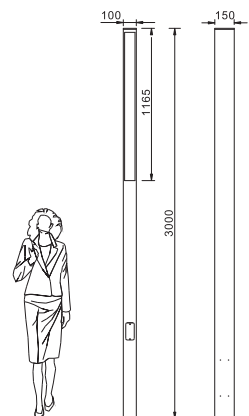
YB2A: With 3528 soft LED 552PCS LED bulb 48W
Natural white 4000K
With LED Driver, AC200-240V



TA1A: 1X G5
T5
28W/54W



TB2A: 2X G5
T5
28W/54W

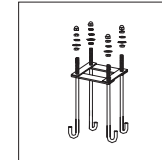


Optional Accessory

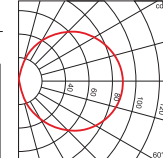
Decorative base cover



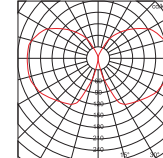
Inground anchor and bolts



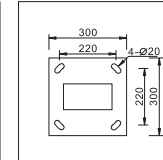
L9890 LED Max. 8000lm



2xG5 T10 21W Max. 18000lm




Mounting Hole



Optional colors:

Matt black

Matt silver grey



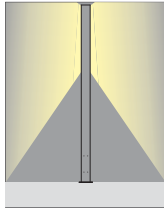
Square series



Square series

- Extruded aluminium and die-cast aluminium housing with high corrosion resistance.
- Fire-resistant silicon gasket for good waterproof, IP65.
- High purity aluminium heat conduction piece.
- 304 standard stainless steel fastness part.
- J type mounted plate anchors the counter-flange tightly for quick and easy installation.
- DuPont professional outdoor powder painting finished normal thickness 100 micron, 500 hours salt spray test endurance rating.
- All wiring, socket and connectors are heat resistant as per IEC.60598 with CE, VDE, CCC.
- Luminaires are certified by CE, RoHS, CCC.

BL-L9854



CE CC D'E CLASS I IP54

- Extruded aluminium and die-cast aluminium housing with high corrosion resistance.
- DuPont outdoor electrostatic powder coating.
- 304# stainless steel fastness parts.
- Diffuser is PMMA plastic.
- Fire-resistant Silicon seal gasket.

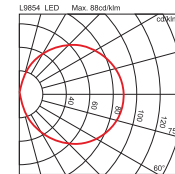

YA1A: With 3528 soft LED 552PCS LED bulb 48W
Warm white 3000K
With LED Driver, AC100-240V



YB1A: With 3528 soft LED 552PCS LED bulb 48W
Natural white 4000K
With LED Driver, AC100-240V



UA1A: 1X G13
T8
58W

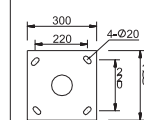


Optional Accessory


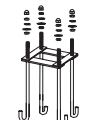
Decorative base cover



Mounting Hole



Inground anchor and bolts



BL-L9915



- Extruded aluminium and die-cast aluminium housing with high corrosion resistance.
- DuPont outdoor electrostatic powder coating.
- 304# stainless steel fastness parts.
- Diffuser is PMMA plastic.
- Fire-resistant Silicon seal gasket.

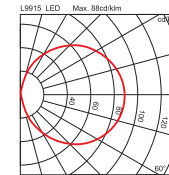
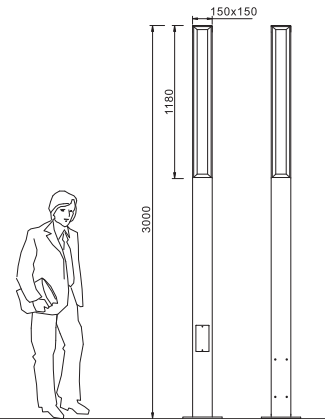
YA1A: With 3528 soft LED 1104PCS LED bulb 96W
Warm white 3000K
With LED Driver, AC200-240V



YB1A: With 3528 soft LED 1104PCS LED bulb 96W
Natural white 4000K
With LED Driver, AC200-240V



TB2A: 2X G5
T5
28 W / 54W

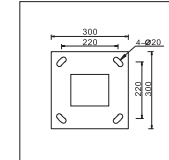


Optional Accessory

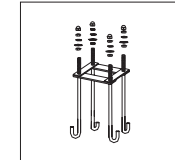
Decorative base cover



Mounting Hole



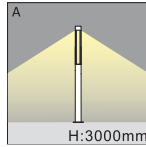
Inground anchor and bolts



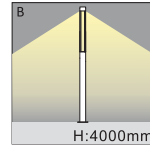
Optional colors:



BL-L9891



H:3000mm



H:4000mm



CE CCC DE CLASS I IP65

- Extruded aluminium and die-cast aluminium housing with high corrosion resistance.
- DuPont outdoor electrostatic powder coating.
- 304# stainless steel fastness parts.
- 4mm thickness tempered glass.
- High purity aluminium heat conduction piece.
- Fire-resistant Silicon seal gasket.

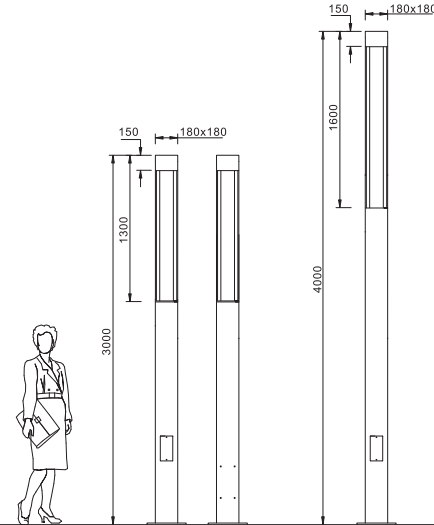
ZA1A/ZA1B: 1PC CREE COB LED XLamp CXA 2530 45W 4000lm
Warm white 3000K
With 1050mA LED Driver, AC100-240V



ZB1A/ZB1 D XLamp CXA 2530 45W 4300lm
Natural white 4000K B: 1PC CREE COB LE
With 1050mA LED Driver, AC100-240V



CA1A/CA1B: 1 X G12
HIT-CRI
70-150 W



Optional Accessory

Decorative base cover



Optional colors:

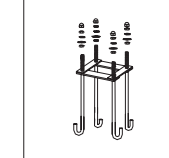
Matt black

Matt silver grey

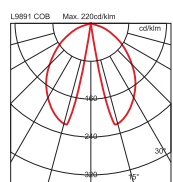
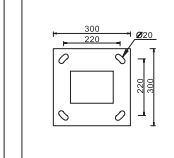
Optional CCT:

5000K

Inground anchor and bolts



Mounting Hole



BL-L9887



- Extruded aluminium and die-cast aluminium housing with high corrosion resistance.
- DuPont outdoor electrostatic powder coating.
- 304# stainless steel fastness parts.
- 4mm thickness tempered glass.
- High purity aluminium heat conduction piece.
- Fire-resistant Silicon seal gasket.

ZA1A:1PC CREE COB LED XLamp CXA 2530 45W 4000lm
Warm white 3000K
With 1050mA LED Driver, AC100-240V



ZB1A:1PC CREE COB LED XLamp CXA 2530 45W 4300lm
Natural white 4000K
With 1050mA LED Driver, AC100-240V



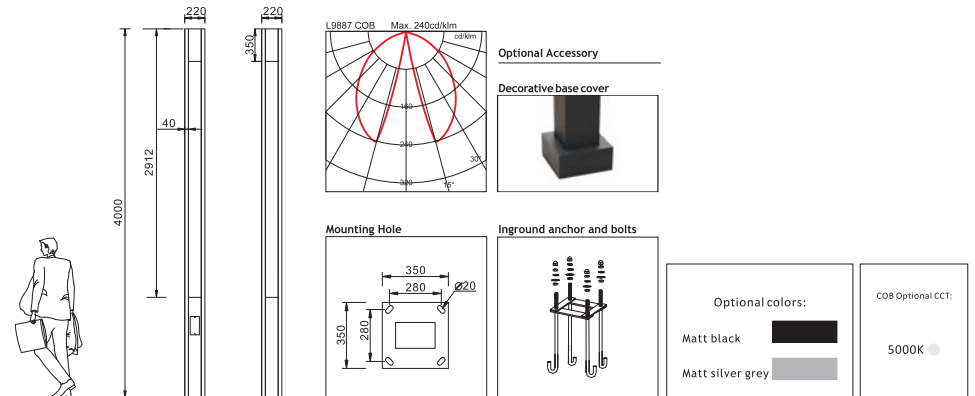
ZC1A:1PC CREE COB LED XLamp CXA 2540 60W 5300lm
Warm white 3000K
With 1400mA LED Driver, AC100-240V



ZD1A:1PC CREE COB LED XLamp CXA 2540 60W 5600lm
Natural white 4000K
With 1400mA LED Driver, AC100-240V



CA1A:1X G12
HIT-CRI
70-150W



Particular series



411




413



415



417



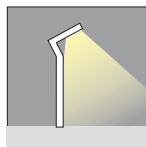
419

Particular series

- Extruded aluminium and die-cast aluminium housing with high corrosion resistance.
- Tempered glass diffuser, thickness 4mm.
- Fire-resistant silicon gasket for good waterproof, IP65.
- High purity aluminium heat conduction piece.
- 304 standard stainless steel fastness part.
- J type mounted plate anchors the counter-flange tightly for quick and easy installation.
- DuPont professional outdoor powder painting finished normal thickness 100 micron, 500 hours salt spray test endurance rating.
- All wiring, socket and connectors are heat resistant as per IEC.60598 with CE, VDE, CCC.
- Luminaires are certified by CE, RoHS, CCC.



BL-L9873



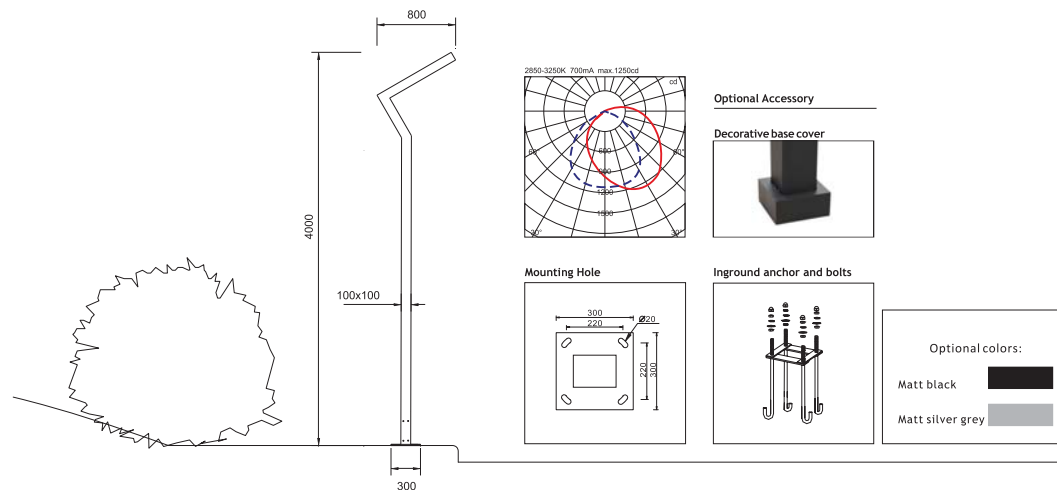
CE CCC D'E CLASS I IP65

- Extruded aluminium housing with high corrosion resistance.
- DuPont outdoor electrostatic powder painting.
- 304# standard stainless steel fastness part.
- 4mm thickness tempered frosted glass.
- High purity aluminium heat conduction piece.
- Fire-resistant silicon seal gasket.
- 2.0W/(m · k) MCPCB.

JA1A:18PCS CREE LED XT-E 45W 3420lm
Warm white 3000K
With 700mA LED Driver, AC100-240V

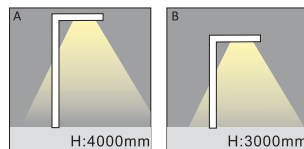


JB1A:18PCS CREE LED XT-E 45W 3690lm
Natural white 4000K
With 700mA LED Driver, AC100-240V





BL-L9874



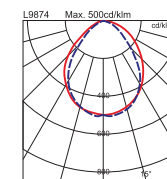
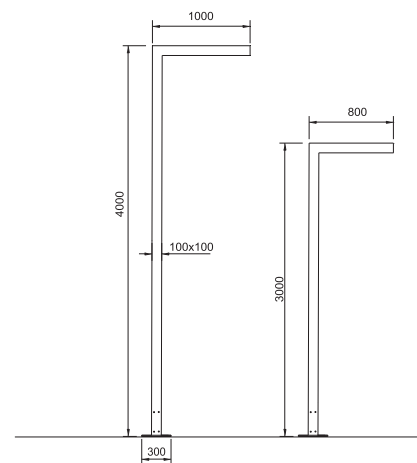
CE CCC D'E CLASS I IP65

- Extruded aluminium housing with high corrosion resistance.
- DuPont outdoor electrostatic powder painting.
- 304# standard stainless steel fastness part.
- 4mm thickness tempered frosted glass.
- High purity aluminium heat conduction piece.
- Fire-resistant silicon seal gasket.
- 2.0W/(m · k) MCPCB.

JA1A/JA1B:18PCS CREE LED XT-E 45W 3420lm
Warm white 3000K
With 700mA LED Driver, AC100-240V



JB1A/JB1B:18PCS CREE LED XT-E 45W 3690lm
Natural white 4000K
With 700mA LED Driver, AC100-240V

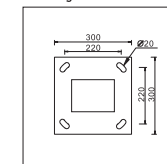


Optional Accessory

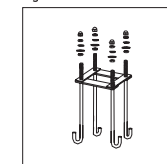
Decorative base cover



Mounting Hole



Inground anchor and bolts



Optional colors:

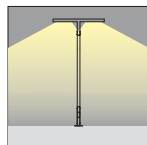
Matt black

Matt silver grey





BL-L9885



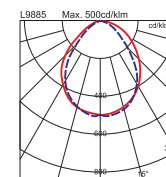
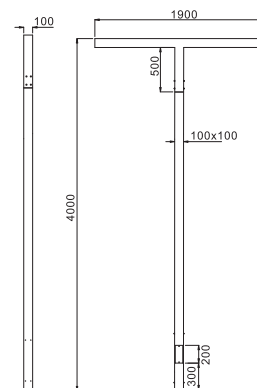
CE CC D'E CLASS I IP65

- Extruded aluminium housing with high corrosion resistance.
- DuPont outdoor electrostatic powder painting.
- 304# standard stainless steel fastness part.
- 4mm thickness tempered frosted glass.
- High purity aluminium heat conduction piece.
- Fire-resistant silicon seal gasket.
- 2.0W/(m • k) MCPCB.

JA1A:36PCS CREE LED XT-E 90W 6840lm
Warm white 3000K
With 700mA LED Driver, AC100-240V
CREE



JB1A:36PCS CREE LED XT-E 90W 7380lm
Natural white 4000K
With 700mA LED Driver, AC100-240V
CREE

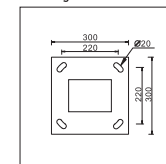


Optional Accessory

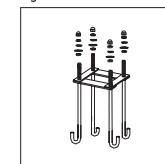
Decorative base cover



Mounting Hole



Inground anchor and bolts



Optional colors:

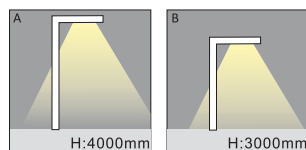
Matt black



Matt silver grey



BL-L9888



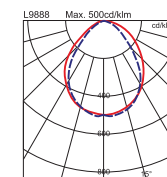
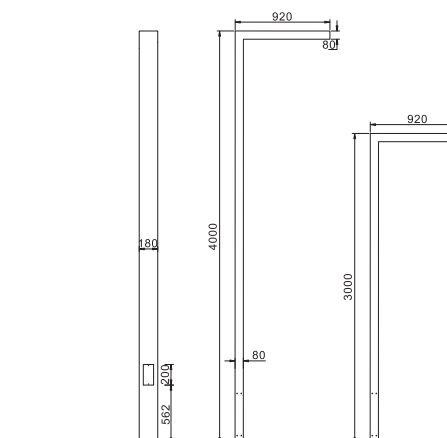
CE CCC D'E CLASS I IP65

- Extruded aluminium housing with high corrosion resistance.
- DuPont outdoor electrostatic powder painting.
- 304# standard stainless steel fastness part.
- 4mm thickness tempered frosted glass.
- High purity aluminium heat conduction piece.
- Fire-resistant silicon seal gasket.
- 2.0W/(m · k) MCPCB.

JA1A/JA1B:18PCS CREE LED XT-E 45W 3420lm
Warm white 3000K
With 700mA LED Driver, AC100-240V



JB1A/JB1B:18PCS CREE LED XT-E 45W 3690lm
Natural white 4000K
With 700mA LED Driver, AC100-240V

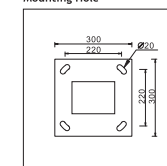


Optional Accessory

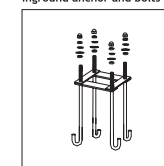
Decorative base cover



Mounting Hole



Inground anchor and bolts



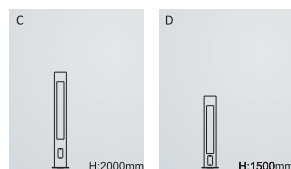
Optional colors:

Matt black

Matt silver grey



BL-L9886

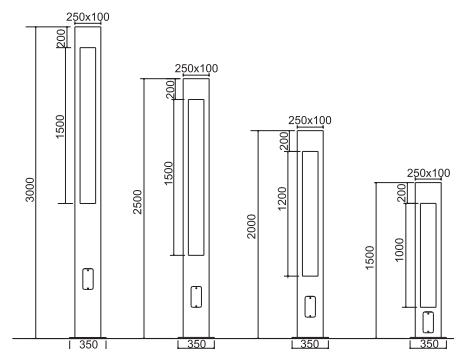


CE CCC VDE CLASS I IP65

- Extruded aluminium housing with high corrosion resistance.
- DuPont outdoor electrostatic powder painting.
- 304# standard stainless steel fastness part.
- 4mm thickness tempered frosted glass.
- High purity aluminium heat conduction piece.
- Fire-resistant silicon seal gasket.

ZA1A:1PC CREE COB LED XLamp CXA 2530 45W 4000lm
Warm white 3000K
With 1050mA LED Driver, AC100-240V

ZB1A:1PC CREE COB LED XLamp CXA 2530 45W 4300lm
Natural white 4000K
With 1050mA LED Driver, AC100-240V



Optional Accessory

Decorative base cover



Optional colors:

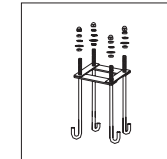
Matt black

Matt silver grey

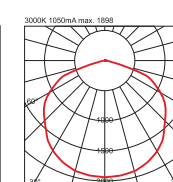
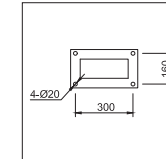
Optional CCT:

5000K


Inground anchor and bolts



Mounting Hole



Round series



Round series

- Extruded aluminium and die-cast aluminium housing with high corrosion resistance.
- Anodized steel pole.
- Tempered glass diffuser, thickness 4mm.
- Fire-resistant silicon gasket for good waterproof, IP65.
- High purity aluminium heat conduction piece.
- 304 standard stainless steel fastness part.
- J type mounted plate anchors the counter-flange tightly for quick and easy installation.
- DuPont professional outdoor powder painting finished normal thickness 100 micron, 500 hours salt spray test endurance rating.
- All wiring, socket and connectors are heat resistant as per IEC.60598 with CE, VDE, CCC.
- Luminaires are certified by CE, RoHS, CCC.

BL-L9894



CE CLASS I IP65

- Extruded aluminium and die-cast aluminium housing with high corrosion resistance.
- Anodized steel pole.
- DuPont outdoor electrostatic powder coating.
- 304# stainless steel fastness parts.
- 4mm thickness tempered glass.
- Fire-resistant Silicon seal gasket.
- Anodized aluminium reflector.

ZA1A: 1PC CREE COB LED XLamp CXA 2530 45W 4000lm
Warm white 3000K
With 1050mA LED Driver, AC100-240V



ZB1A: 1PC CREE COB LED XLamp CXA 2530 45W 4300lm
Natural white 4000K
With 1050mA LED Driver, AC100-240V



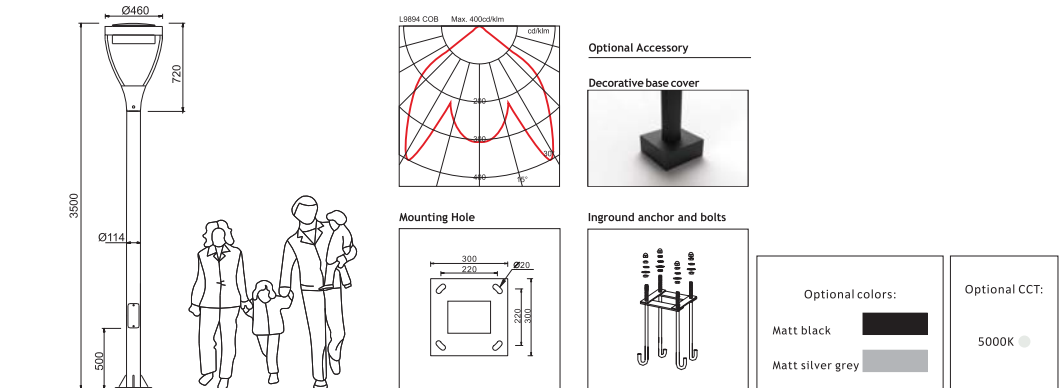
CA1A: 1 X G12
HIT-CRI
70-150 W



KA1A: 1 X Rx7s
HIT-DE-CRI
70W



LA1A: 1 X R7s-24
HIT-DE-CRI
150W





L9893



CE CC ENEC CLASS I IP65

- Aluminum housing with high corrosion resistance.
- Anodized steel pole.
- DuPont outdoor electrostatic powder coating.
- 304# stainless steel fastness parts.
- 4mm thickness tempered glass.
- Fire-resistant Silicon seal gasket.
- Anodized aluminium reflector.

ZA1A:1PC CREE COB LED XLamp CXA 2530 45W 4000lm
Warm white 3000K
With 1050mA LED Driver, AC100-240V



ZB1A:1PC CREE COB LED XLamp CXA 2530 45W 4300lm
Natural white 4000K
With 1050mA LED Driver, AC100-240V



ZA2A:2PCS CREE COB LED XLamp CXA 2530 45W 8000lm
Warm white 3000K
With 1050mA LED Driver, AC100-240V



ZB2A:2PCS CREE COB LED XLamp CXA 2530 45W 8600lm
Natural white 4000K
With 1050mA LED Driver, AC100-240V



CA1A: 1 X G12
HIT-CRI
70-150 W



IP54

KA1A: 1 X Rx7s
HIT-DE-CRI
70 W

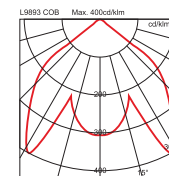
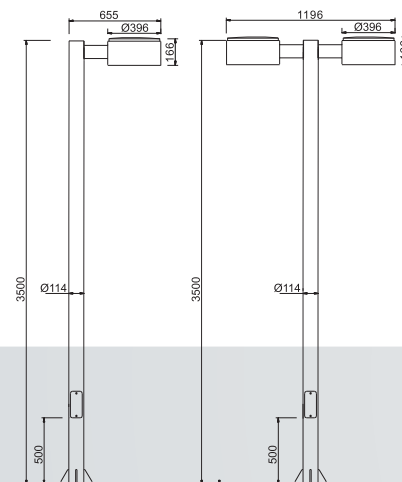


IP54

LA1A: 1 X R7s-24
HIT-DE-CRI
150 W



IP54



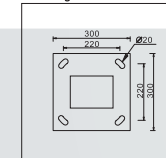
Optional Accessory

Decorative base cover

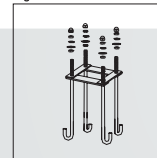


COB Optional CCT:
5000K

Mounting Hole



Inground anchor and bolts



Optional colors:


Matt black

Matt silver grey





BL-L9913



CE CLASS I IP65

- Aluminum housing with high corrosion resistance.
- Anodized steel pole.
- DuPont outdoor electrostatic powder coating.
- 304# stainless steel fastness parts.
- 4mm thickness tempered glass.
- Fire-resistant Silicon seal gasket.

ZA1A:1PC CREE COB LED XLamp CXA 2530 45W 4000lm
Warm white 3000K
With 1050mA LED Driver, AC100-240V



ZB1A:1PC CREE COB LED XLamp CXA 2530 45W 4300lm
Natural white 4000K
With 1050mA LED Driver, AC100-240V



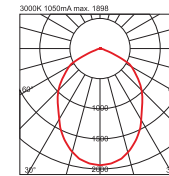
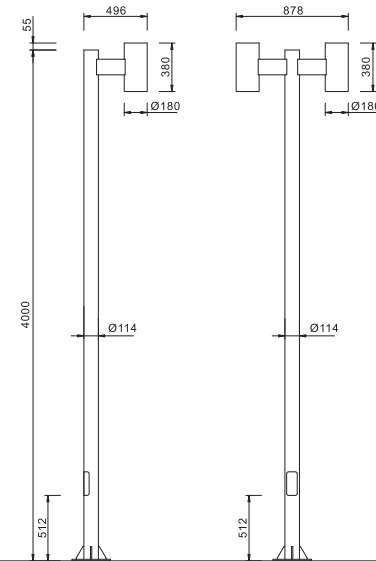
ZA2A:2PCS CREE COB LED XLamp CXA 2530 45W 8000lm
Warm white 3000K
With 1050mA LED Driver, AC100-240V



ZB2A:2PCS CREE COB LED XLamp CXA 2530 45W 8600lm
Natural white 4000K
With 1050mA LED Driver, AC100-240V



CA1A:1X G12
HIT-CRI
70-150 W



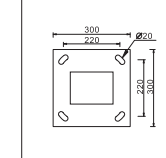
Optional Accessory

Decorative base cover

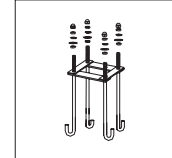


COB Optional CCT:
5000K

Mounting Hole



Inground anchor and bolts




Optional colors:

Matt black

Matt silver grey



American series



American series

- Extruded aluminium and die-cast aluminium housing with high corrosion resistance.
- Polycarbonate/PMMA diffuser.
- Fire-resistant silicon gasket for good waterproof, IP65.
- High purity aluminium heat conduction piece.
- 304 standard stainless steel fastness part.
- J type mounted plate anchors the counter-flange tightly for quick and easy installation.
- DuPont professional outdoor powder painting finished normal thickness 100 micron, 500 hours salt spray test endurance rating.
- All wiring, socket and connectors are heat resistant as per IEC.60598 with CE, VDE, CCC.
- Luminaires are certified by CE, RoHS, CCC.


BL-L9918




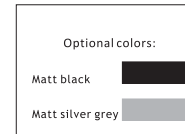
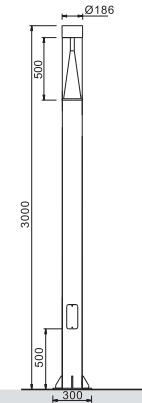
- Extruded aluminium and die-cast aluminium housing with high corrosion resistance.
- DuPont outdoor electrostatic powder painting.
- 304 standard stainless steel fastness part.
- Diffuser is polycarbonate plastic.
- High purity aluminium heat conduction piece.
- Fire-resistant silicon seal gasket.
- Anodized aluminium reflector.
- 2.0W/(m • k) MCPCB.

JA1A:18PCS CREE LED XT-E 45W 3420lm
Warm white 3000K
With 700mA LED Driver, AC100-240V


JB1A:18PCS CREE LED XT-E 45W 3690lm
Natural white 4000K
With 700mA LED Driver, AC100-240V

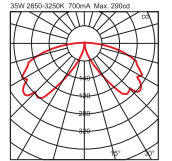

JC1A:14PCS CREE LED XT-E 35W 2660lm
Warm white 3000K
With 700mA LED Driver, AC100-240V


JD1A:14PCS CREE LED XT-E 35W 2870lm
Natural white 4000K
With 700mA LED Driver, AC100-240V


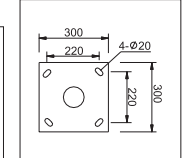


Optional Accessory

Decorative base cover

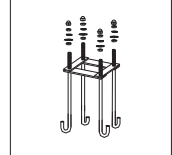


Mounting Hole



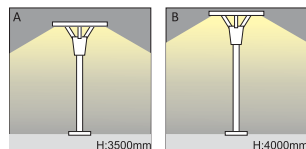
Optional Accessory

Inground anchor and bolts





BL-L9875



CE CCC D'E CLASS I+ IP65

- Extruded aluminium and die-cast aluminium housing with high corrosion resistance.
- Anodized steel pole.
- High purity aluminium heat conduction piece.
- DuPont outdoor electrostatic powder painting.
- Fire-resistant silicon seal gasket.
- PMMA diffuser.
- 304 standard stainless steel fastness part.
- 2.0W/(m • k) MCPCB.

JA1A/JA1B:24PCS CREE LED XT-E 60W 4080lm
Warm white 3000K
With 700mA LED Driver, AC100-240V
CREE



JB1A/JB1B:24PCS CREE LED XT-E 60W 4920lm
Natural white 4000K
With 700mA LED Driver, AC100-240V
CREE



JC1A/JC1B:48PCS CREE LED XT-E 120W 8160lm
Warm white 3000K
With 700mA LED Driver, AC100-240V
CREE



JD1A/JD1B:48PCS CREE LED XT-E 120W 9840lm
Natural white 4000K
With 700mA LED Driver, AC100-240V
CREE

